

Mystery Quilt #5


Part 1

Block of the Month #5

1. Cut: light (9) $4\frac{1}{2}$ " WOF Strips
sub cut to $12\frac{1}{2}$ " units (26)

Medium (7) $4\frac{1}{2}$ " WOF Strips
subcut into (58) $4\frac{1}{2}$ " squares

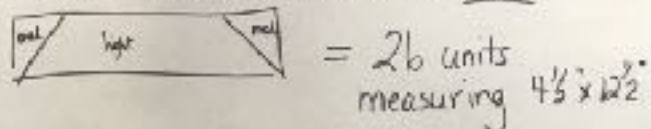
2. Prep:



* right sides together

draw diagonal line on each Medium square and sew on this line. Save scraps

3. Press seams towards Medium. Trim

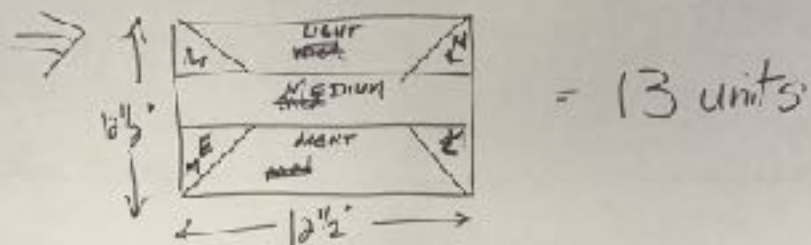


You will have (6) $4\frac{1}{2}$ " squares left over.



#5 - Part 2

Now take these units and
attach to the $12\frac{1}{2}'' \times 4\frac{1}{2}''$
Medium rectangles cut last time



Now you are ready for the
Big Reveal on April 2nd

Bring everything + some pins to
put it all together !!!

