

**Premie Quilt I** 35" X 40"

Main Fabric – 1 yard

Fabric A – 3/8 yard

Fabric B – 3/8 yard

Inner border – 1/4 yard

**Main Fabric:**

Cut 15 5 1/2 inch squares

Cut 4 strips 4 1/2 inches by width of fabric for outer border

**Fabric A:**

Cut 3 strips 3 inches by width of fabric

**Fabric B:**

Cut 3 strips 3 inches by width of fabric

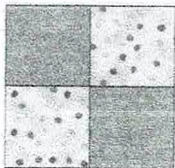
Stitch each A strip to a B strip to make 3 strata



Press seams to darker colour

Crosscut strata every 3 inches


Stitch into 24 four patches



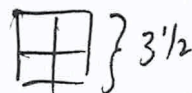
Sew into rows alternating 5 1/2 inch squares with 4 patches as shown

Cut 4 strips 1 1/2 inches by width of fabric for inner border

Attach side borders first and then top and bottom. Do the same with outer border strips



if using  
2" squares



use 8 x 10 squares  
to make top